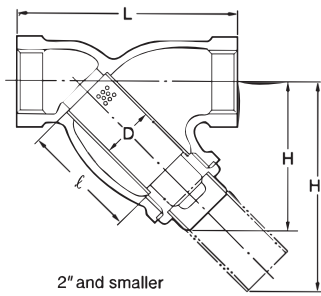


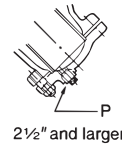
Fig. UY



Class JIS 20K



2" and smaller



2 1/2" and larger

Pressure-Temperature Rating:
1.96MPa (20kgf/cm²) : 180°C

Materials

Parts	Materials
Body	SCS 13A
Cover	SCS 13A/SUS 304
Gasket	Ceramic filled PTFE
Screen	SUS 304
Cover bolt/nut	SUS 304/304
Plug*	SUS 304

* For 2 1/2" and larger.

Note : Screen is a 40- mesh stainless wire reinforced with SUS304 / 316.

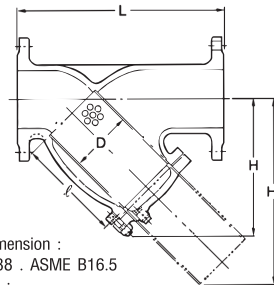
Dimensions

size	inch	1/4	3/8	1/2	3/4	1	1 1/4	1 1/2	2	2 1/2	3
	mm	8	10	15	20	25	32	40	50	65	80
L	mm	65	70	85	100	115	135	150	180	220	250
H	mm	50	50	60	65	77	90	100	115	150	193
H ₁	mm	67	68	80	90	107	128	140	165	215	267
D	mm	15	15	18	23	30	39	46	58	72	86
l	mm	36	36	43	48	58	69	75	90	120	150
P	-	-	-	-	-	-	-	-	-	Rc1/2	Rc1/2

Fig. 10UYA



Class JIS 10K



End Flange Dimension :
JIS B2238 . ASME B16.5
Wall Thickness :
ASME B16.34

Pressure-Temperature Rating:

JIS B2238 · ASME B16.34

Materials

Parts	Materials
Body	SCS13A
Cover	SCS13A
Gasket	Reinforced PTFE
Screen	SUS304

Note : • Screen is a 40-mesh stainless wire net reinforced with a punched stainless steel plate.

• Size 10" and larger for Fig. 10UYA(M)

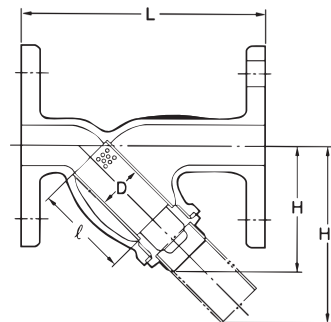
Dimensions

size	inch	2 1/2	3	4	5	6	8	10	12
	mm	65	80	100	125	150	200	250	300
L	in.	10.63	11.42	13.78	15.35	17.32	21.25	29.9	34.2
	mm	270	290	350	390	440	540	760	870
H	in.	6.3	7.8	9.2	10.5	12.6	15.0	21.2	25
	mm	160	197	233	267	320	380	538	635
H ₁	in.	8.5	10.4	12.6	15.0	17.8	21.9	28.5	34.3
	mm	215	263	320	383	452	555	725	870
D	in.	2.8	3.4	4.3	5.4	6.4	8.3	10.6	12.6
	mm	72	86	110	137	162	212	270	320
l	in.	4.72	5.91	7.09	8.46	10.04	12.20	15.7	18.90
	mm	120	150	180	215	255	310	400	480

Fig. UYB



Class JIS 10K



Pressure-Temperature Rating:
0.98MPa (10kgf/cm²) : 180°C

Materials

Parts	Materials
Body	SCS 13A
Cover	SUS 304/SCS 13A
Gasket	Ceramic filled PTFE
Screen	SUS 304

Note : Screen is a 40- mesh stainless wire reinforced with SUS304 / 316.

Dimensions

size	inch	3/8	1/2	3/4	1	1 1/4	1 1/2	2
	mm	10	15	20	25	32	40	50
L	mm	110	120	130	150	170	190	220
H	mm	50	58	66	78	93	104	122
H ₁	mm	67	80	91	109	132	145	174
D	mm	15	18	23	30	39	46	58
l	mm	36	43	48	58	69	75	90